



# Take Down Volunteer Sign Up

10:00 AM

11:00 AM

12:00 PM

1:00 PM

2:00 PM

3:00 PM

4:00 PM

5:00 PM

6:00 PM

7:00 PM


Mon May 19

Tues May 20

# Take Down Volunteer Sign Up

Wed May 21

Thurs May 22




# Walking With Our Sisters Volunteer Orientation



# Agenda

- Volunteer Supports and Expectations
  - Caring, Gentle, Kindness
- Volunteer Roles and Schedules
  - Installation
  - Exhibit Helpers
  - Take Down
- What to do if...
- Protocols




# Volunteer Supports

- Emotional reactions and self care
- Health Support available via the Children of Shingwauk Alumni Association
- Daily opening and closing circles to debrief and discuss
- Volunteers are asked to come to the project in a caring, gentle, and kind frame of mind.
- Respect that visitors may be coming from very different places and be there to support their experience as needed

# Volunteer Expectations

- Those volunteering for opening shifts are expected to arrive 30 minutes prior to the opening of space to the public. This is to accommodate daily setup and an opening circle.
- Please head directly to the Shingwauk Auditorium for any scheduled shifts.
- If you cannot make a shift please contact the volunteer coordinators or the Shingwauk Residential Schools Centre.
- If you have questions or a problem arises during your shift contact the Shingwauk Residential Schools Centre (room EW 202 or 705-949-2301 ext 4623).

# Edmonton Installation Video






# Installation (April 30 – May 4)

- A team of 8-12 volunteers (at a given time) are needed for 8-10 hours per day to help with installation.
- Everything is done observing protocols and ceremony.
- The installation is very important. It's like building a lodge and the lodge structure is the foundation of the ceremony. So the way the foundation is approached is also important.
- After the space has been smudged shoes can no longer be worn in the space (moccasins or slippers are okay)
- Each day will open and close with a sharing circle

# Exhibit Helpers (May 5 – 18)



- We are creating a safe environment for our visitors
- We must not judge visitors and must respect that all walks of life come to this exhibit. We are here to support everyone's experience and provide a safe space.
- We must also be humble and have humility to ask when we do not know the answer.
- All volunteers will need to smudge before each shift.

# Exhibit Helper Tasks

- A binder will be provided with a daily checklists for opening, throughout the day, and closing tasks
- You are expected to greet each visitor to the space and inform them of the space protocols (eg. no outdoor footwear, no photography or video, etc).
  - A guideline of how to greet visitors has been included in today's handout and will also be in the volunteer binder in the Auditorium
- Merchandise provided by the national Walking With Our Sisters collective will be available for sale during the exhibit. Volunteers will be responsible for keeping track of sales on a provided template.

# Take-Down (May 19 – 22)

- Each day open and close with a sharing circle
- Everything will continue to be done by observing protocols and ceremonies
- The de-installation prepares the vamps for the next community and is an important aspect of the Walking With Our Sisters project.



# What Would You Do If....

Break into small groups and discuss what you would do if someone attending WWOS has a strong emotional response.

# What Would You Do If....

Someone enters the space who is under the influence of drugs or alcohol?

# What Would You Do If....

A visitor arrives with vamps or an eagle feather to be added.



# Protocols

- Daily sharing circles
- Smudging
- Skirts
- Role of Keepers and Grandmothers