



# NEW HORIZONS

Volume X

1972

## Poplar Hill Development School

Via Box 315 Red Lake, Ontario



Dedicated to

The students of Poplar Hill whose lives  
and characters are building  
a stronger North.

# A Word From Our Principal

This yearbook shows the life we have built together this year. There were many new and varied experiences which we shall never forget.



Some were sad:

- Five members of one family die in plane crash.
- Student goes home.

Some were exciting:

- Grade Nine courses offered first time.
- Former student joins staff.
- Unforgettable Easter weekend, including trek to Barton Lake on foot.
- Singing Seniors go to Winnipeg.

Looking back over these and many other experiences, gives pleasant memories. Life is like that, too. Separate experiences are woven into the whole of life, forming a beautiful total pattern.

What if the shop boys were to try to build a house using all one size of lumber? Their house might look rather odd. They use 2 x 4's, 1 x 6's, and many other sorts of sizes and shapes. If the Home Ec. girls would sew dresses using always the same diagram for material they might get rather baggy-looking projects, don't you think? Or if the Primaries and Juniors would always write the same words or numbers down for every question they answer, they wouldn't learn much.

And, when you think of it, life would be rather drab, if there were no hard answers to search for, no difficult pieces to fit in. Yet, it is easy to complain that life is too hard, and too unpredictable. But a man dies inwardly who rejects the struggle of life.

Dr. Samuel Johnson, the English author, wrote: "Prosperity is apt to prevent us from examining our conduct; but adversity leads us to think properly of our state and so is most beneficial to us."

As you build your inner life, I propose this anonymous gem:

"God, grant me the courage to improve the things I can,  
The patience to accept the things I cannot change,  
And the wisdom to know the difference."

Even a sunset is more beautiful with a few clouds in it.

Paul L. Miller

# BUILDING

Page

As Students.....4

Study..... 10

In the Senior Class

In the Intermediate Class

In the Junior Class

In the Primary Class

Work .....15

In Shop

In Little Boys' Shop

In Home Ec.

In Crafts

Share ..... 23

In Extra-Curriculars

In Dorm Life

As Staff..... 30

Editor . . . . . Carolyn Good

Assistant Ed., Typist. . Martha Yoder

Photographer . . . . . Emma Huber



Sarah Jane Angees  
Wunnimun Lake



Lorraine Cook  
Osnaburgh

OUR

Grade 9



Henry McKay  
Wunnimun Lake



Joyce Ombash  
Round Lake



Gordon Wesley  
Slate Falls



Mary Lou Winter  
Kingfisher Lake

# SENIORS

## Grade 8



Dinah Barkman  
Sachigo Lake



Maggie Brisket  
Lac Seul



Ivan Cook  
Osnaburgh



Larry Cook  
Osnaburgh



Hollie Kakekagumick  
Deer Lake



Skip Kakekagumick  
Sandy Lake



Charles Mamakeesic  
Red Lake



Abigail Mamakwa  
Kingfisher Lake



Jeannie Mamakwa  
Kingfisher Lake



Susanna Meekis  
Red Lake



Elizabeth Mekanak  
Sachigo Lake



George Quill  
Pikangikum



Lydia Sakakeep  
Kingfisher Lake



Matedius Sawanis  
Deer Lake



Vernon Wesley  
Slate Falls

# Intermediates



Mark Keewaycabow  
Gr. 7



Andrew Mamakwa  
Gr. 7



John Mamakwa  
Gr. 7



Theresa Meekis  
Gr. 7



Isaac Muckuck  
Gr. 7



Hezekiah Sakakeep  
Gr. 7



Daniel Sturgeon  
Gr. 7



Stephen Winter  
Gr. 7



Elizabeth Chikane  
Gr. 6



Georgina Cook  
Gr. 6



Helen Cook  
Gr. 6



Hilda Miller  
Gr. 6



Gordon Ombash  
Gr. 6



Mary Ann Wesley  
Gr. 6



Ruth Winter  
Gr. 6



Irene Cook  
Gr. 5



Eva Keewaycabow  
Gr. 5



Victoria Morrisseau  
Gr. 5



Daisy Muckuck  
Gr. 5



Scottie Ombash  
Gr. 5



Rhoda Schrock  
Gr. 5

## Juniors



Roger Cook  
Gr. 4



Eldo Miller  
Gr. 4



David Thompson  
Gr. 4



Rex Wesley  
Gr. 4



Don Loon  
Gr. 3



Margaret Miller  
Gr. 3





Marvin Miller  
Gr. 3



Donna Thompson  
Gr. 3



Alex Ombash  
Gr. 3

## Primaries



Geraldine Cook  
Gr. 1



Adam Keewaycabow  
Gr. 1



Alice Loon  
Gr. 1



Allan Loon  
Gr. 1



Curtis Miller  
Gr. 1



Peter Morrisseau  
Gr. 1



Dale Thompson  
Gr. 1



Doris Thompson  
Gr. 1



Charlene Wesley  
Gr. 1



Katrina Miller  
Gr. 2




Ronnie Wesley  
Gr. 2

# STUDY . . .

## Geography

In Geography class we are studying about the British Isles. The British Isles are made up of two large islands and several smaller ones. The Continental Shelf is important in relation to its climate and the fishing industries. Great Britain has the largest fishing industry in the world. The world's first locomotive was built in England.

Abigail



## Math Class

In Grade 8 we are studying Integers--negative and positive numbers. I like doing Integers on number lines. To me it seemed difficult at first, but soon I caught on. We began by adding Integers. Later, we learned to subtract Integers.

Ivan



## In the Senior Class




Ancient History comes alive with Mr. Clair Schnupp, part-time teacher and guidance counselor.

## British History

The first invaders were the Romans and their leader Julius Caesar in the year 55 B.C. The second invaders were the Anglo-Saxons who came from Holland, Denmark and Germany. Later invaders were the Danes and the Normans. The Feudal System was started by William I. The king owned all the land. He gave large tracts to noblemen and the serfs did all the hard work.

Charlie



## First Aid

In First Aid class we studied how to do different things such as giving artificial respiration and how to improvise slings. We learned what to do at the time of an accident. We also learned about injuries to bones and joints and how to transport injured persons. There are three types of fractures: closed, open, and compound. We learned how to stop bleeding and treat infection in wounds.

Larry and Vernon



## Science

In Science we studied a unit about the cell. In this unit we used the zoomscope or microscope. We all put slides on the stage and saw bigger things. We each made a slide using crushed salt, flour, fingernail, and other things. We saw things that the ordinary eye cannot see.

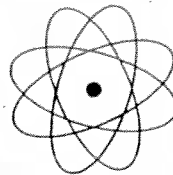
Hollie



## Speech Class

Giving speeches is very practical for us as students. It helps us to get used to standing at the front of an audience. We usually have speaking Classes on Mondays and Thursdays with Mr. Miller. Each of us has to give a speech sometime. He usually gives us an assignment of what kind of speeches we should give next. I like giving speeches.

Mary Lou



# In the Intermediate Class



Math

In Grade 5 math we worked lots of multiplication and division problems. Sometimes Mr. Glick showed us how to solve our math problems with the opaque projector. Prime numbers are interesting, too.


Rhoda and Daisy



History

In History we learned about the early explorers. They were trying to find the way to China. We studied about the Indians in different parts of Canada and also about two important men, Radisson and Groseilliers. We studied about the Seven Years' War in North America. It started in 1756 and ended in 1763.


Stephen



S.R.A.

In S.R.A. we read about many different things. After we read a story and answer the questions, we check them with the answer key. If we do well, we can move to a higher colour. Rate Builders are fun, too. We have just three minutes to read them and answer the questions.

Isaac



# In the Junior Class

## Vocabulary Words

We study vocabulary words every day. We have seven or eight words a day. Our teacher writes them on the board and we copy them in our notebooks. Every few weeks we have a test. We like to learn vocabulary words.

Alex, Margaret, and Marvin



## Art Class

We Juniors and Primaries make a bulletin board every month. For March we made a bulletin board about fish. Every week we also do other kinds of art. We made shadow pictures and wove baskets. We made pictures from an Easter egg. Sometimes we paint pictures and sometimes we draw.


Eldo and David



## Social Studies

In Social Studies we studied about long ago and drew pictures of houses of long ago. We studied about Indian History. The different tribes are Woodland, Plains, and Pacific Coast Indians. Then we studied about Holland, Switzerland, Norway and Lapland. We enjoyed seeing slides, films and filmstrips of these countries.

Don



## Health

In Mr. Butikofer's room we learned about taking care of our teeth. If we brush them, they will get shiny and clean. We also learned about our bodies and made sketches of it. We named the parts of our body. Some parts are bones, skin, heart, liver, blood vessels, and kidneys.


Victoria



# In the Primary Class


## Show and Tell

Every morning we have the Date and Weather and then Show and Tell. We tell about our homes or what we do in the dorm. Sometimes we like to show things like magnets or books. We learn to be good listeners.



## Experience Stories

It's fun to write stories. Everyone has good ideas. We write them down. Soon we have a good story that everyone can read.



## Sketch Books

We like to learn new words. When we know a word we write a sentence and draw a picture in our Sketch Books. We liked Fuzzy Wuzzy was a bear.






In Grade 2 we learned about fractions and tens and hundreds.



WORK...

## In Shop

Our biggest Shop project this year was a two-storey house with a full basement.



In Shop Class, I made two bins for the Project House. One is for flour and the other is for milk.

Vernon

When we put down baseboard trim, we measure how long it will be and cut the joints at a 45-degree angle. At the corner we cut a notch so it fits together tightly. We use 2-inch finish nails to put it in place.

Henry





We put up panelling in our project house so it would look nice inside. But we have to be careful not to make hammer marks. It gets sloppy and rough that way. After we pound the nails, we take wood dough and fill the nail holes.

Hezekiah and Scottie



We made lots of closets in our new house.

First thing to do when putting up ceiling tile is carefully measure from corner tile to corner. After that you snap a chalkline onto your marks and cut the piece you want to put on. We don't put the ceiling tile too tightly against the corner so it will not tear the other ceiling tile.

Isaac



This is my first year to make a chair. We had a drawing of the chair on paper. When you are making a chair you have to cut out the parts first and sand them before you put them together. When you finish putting them together, you shellac the chair and leave it until it gets dry, then varnish it.

Daniel





To do a neat job in soldering, we solder it nice and thin. If we solder thick, we must take some off.

John

When we had electronics class, we studied how electricity travels. It makes a complete circuit from the starting point. To make a tester we cut the boards from 1/4-inch plywood and 3/4-inch plywood. We put in two switches and found the center to put the light bulb. It took about 6 feet of wire to wire it. We use our tester to test batteries and motors.

George



Before we started working on motors we took notes. Then we took the carburetor out of the motor to clean all the pieces. To learn all the parts we labeled them on a drawing and named them for Mr. Stauffer. If we could name all the parts, then we put the needle, the seal, the float and all the pieces back where they belong.

Matt and Skip

In sheet metal class we made things to take home. We made sugar scoops, dust pans, match holders and letter holders. To cut the metal we made a line where to cut, then used the tin snips. We filed the edges so they would not be sharp.

Gordon O.





After chorus on Saturday afternoon we can cut firewood. We get paid when we finish our cord and at the end of the year, we use the money to buy tools. We put the tools in our toolboxes and use them at home.

Andrew

We made our toolboxes in sheet metal class. We cut the metal into right sizes and put them together. After we had them together, we soldered them and painted them. I painted mine yellow.

Mark



## In Little Boys' Shop

The first part of the year Mr. Roth was our teacher, then Mr. Yoder, and then Gordon Wesley taught us. We made nail boxes. He told us who had the best one. We fixed a bed for Rex and made bookends with part of a tree branch. Sometimes we make ice-cream for birthday supper.

Roger and Rex



# In Home Ec.

To make a shirt you first pick the size of shirt you want. Then you choose your fabric and you are ready to start cutting the shirt from your material. You sew the pocket first, sew the yoke to the back, then join the back and front. Sew the collar on and sew in the sleeves. We make French seams for all the seams. Hems are done by machine but the button holes are made by hand.

Maggie



I like to choose material for a dress. We take our measurements and choose a pattern. Patterns must be placed on the straight grain of fabric. I make sure the darts are right, sew it together, then I'm ready to put on a collar and sleeves. After the skirt is pleated, I join the bodice and skirt.

Elizabeth C.

In sewing, cutting fabric right is very important. We learn to cut the material straight. We carefully cut the notches because they tell us what pieces go together. Sometimes we sew by machine. We learn to sew straight and not to waste thread. Sometimes we sew by hand using a back stitch or basting stitch.

Georgia



We needed a pincushion in Home Ec. so we cut two pieces 4" long and 2½" wide from cotton cloth and sewed by hand using a back stitch. Then we stuffed it with nylon stockings. We put on a lace edging and elastic to fit around your wrist. Now we have a place to put our pins.

Mary Anne






In Home Ec. we are making baby clothes. We are making part of a layette with diapers, bibs, and baby jackets. The kind of material we use is flannelette. We pressed some flowers on the material to embroider. We put an edging around the outside of the material. We are putting plastic on our bibs so you can wipe off the food the babies drop.

Hilda and Helen

To make our quilts we first did embroidery work with Lazy Daisy and outline stitches. After we finished we sewed the blocks together, then we put the quilt in a frame. We put the backing first, next some dacron batting and then our embroidered material. We have to pull it tightly. Then we sit around the quilt to sew around the flowers and blocks. We use very small stitches.

Susanna



This year the Senior girls took a course in Child Care. We studied about how to handle newborn babies and how to take care of them. We also studied about baby-sitting, what we should do and what we should not do. We learned how to bathe a tiny infant. I enjoyed taking the Child Care course because I learned things I never knew before.

Lorraine





When we cut up meat we had to wash our hands and put our hair back. We cut where bones are jointed. If we know that there is going to be a bone then we take a saw. It was hard in places where there were too many bones. Some girls wrapped the meat and marked it. Some packages were roasts and some were for stew. Then we put it into the freezer to use when we make meals.

Joyce



We bake cookies, cakes, biscuits, and cornbread. First we put our hair back and take our sweaters off. Then we start our work. We follow the recipe, mix the ingredients, and put it into the oven. Then we do our dishes. I like to bake cakes. Sometimes we bake a cake on top of the stove or in the oven. We have it for our dessert. M-m-m. Can you taste it?

Theresa



While we wait for our cookies to bake and whenever we have spare time, we work on our crocheting or embroidery.

Ruth



In Home Nursing I learned how to take care of a sick person. We find a place where the patient can sleep and keep out of draughts. We make sure a table is near the patient. I especially like making beds. First I put on the sheet and tuck it well under the top of the mattress, then another sheet and tuck them along the sides. I make mitred corners at the foot and head of the bed and place a blanket on top.

Sarah Jane





At the end of the school year the Home Ec. girls get their sewing baskets. Shop boys make them. On Saturdays we can work at staff homes or in the dorm to earn money to buy things for our baskets. Inside our baskets we put pin-cushions and sew a piece of elastic for scissors to hang on. We will buy things like needles, thread, and pins and put them into our baskets to take home.

Dinah



## In Crafts

At the beginning of the year we did embroidery and beadwork. Before Christmas we made two baby quilts. Then we started to cook and bake. We made bread. We let it rise about 2 hours, punch it down, and then make the loaves of bread. We're also making jumpers, blouses, and vests. We take turns sewing and baking.

Irene and Eva



# SHARE ...

## In Extra-Curriculars

On Tuesday night the Seniors take extra-curriculars. There are Typing, Music, Art, and Guitar lessons. We could pick what we wanted. I took music class and learned how to beat time. Then I learned how to play the guitar.

Jeannie



TUESDAY  
NIGHT



In art class we learned how to sharpen pencils, and make certain kinds of strokes. We practiced shading and using pen-and-ink. After we learned how to draw animals, we drew faces, hands, and arms of people.


Gordon W.



P.H. NEWS

Every two months the Poplar Hill newspaper is published. The editor has some people writing articles for the newspaper. They are corrected and typed. Then we work on lay-out, deciding how to put them together on paper. These are typed on a stencil and we duplicate them. We let the students read the newspaper first, then mail them to our parents and former students.

Lydia



First-term editors - Sarah Jane Angees,  
Maggie Brisket  
Second-term - Lydia Sakakeep, Joyce Ombash





## CHORUS

Every Wednesday and Saturday we have chorus. We sing in four parts --soprano, alto, tenor and bass. We look at Mr. Miller when we sing and open our mouths to say our words clearly. Mr. Jay and Mrs. Miller help Mr. Miller teach us how to sing, too. Sometimes we give chorus programmes on Saturday evenings.

Elizabeth M.



## JUNIOR RED CROSS



### Group I

Eldo Miller  
Hilda Miller  
Mary Ann Wesley  
Helen Cook

### Executives


- President  
- Vice-President  
- Secretary  
- Treasurer

### Group II


- Vernon Wesley  
- Gordon Wesley  
- Dinah Barkman  
- Hollie Kakekagumick








"Christmas isn't green branches," says Paddy Bear.



"Welcome to my humble inn."



Frosty, the Snowman was alive as he could be.



Real little angels!



The Christmas story in a nutshell.



Christmas cookies, anyone?



# In Dorm Life



There! That should be enough potatoes for dinner.



Our dolls get hungry, too.



Here comes spoon number twenty-eight!



Oops! I almost swallowed that toothpaste!



Peek-a-boo! Want to trade jobs?



Red and white beads will look nice, don't you think



I think these are the same size!




My helpers are doing a good job!



It's about time someone swept this floor!

Share  
with a friend...



Meet Duke and Prince.

Play  
with a friend...



M-m-m.  
Let's  
have  
a



closer  
look  
at  
that!



Let's have some tea.



...9, 10, 11, 12...Sorry!

Beat you  
to the rink!



Carrots!!



Well, team, looks like  
this arm must come off.



We're off!



Sure, I know how to make bannock!



DC-3!!



Ready for that puck!



Potatoes and more potatoes!

I think I'll relax for awhile.



Mixing bread is easy!



Mary Lou enjoys her turn as receptionist.

S.R.A. today!



Maria, Doris, and Gene have lots of time to play.



Thanks, pal! My crown is just a bit too big.



We arrived...

and together built  
this year as we

...sang



...and laughed



...and played




...and helped



We thought...



...and  
celebrated.



...and  
studied



...and talked



...and enjoyed our year.

# STAFF



Academic Teachers

- Miss Carolyn Good - Primary
- Miss Elaine Zehr - Senior
- Mr. Karl Glick - Intermediate
- Mr. Gary Butikofer - Junior



Practical Teachers

- Mr. Robert Stauffer - Mechanics
- Miss Frieda Lebold - Sewing
- Mrs. Dan Miller - Cooking
- Mr. Dan Miller - Carpentry



- Mr. Paul Miller - Speech, History 7, Sr. Science Teacher, Chorus Director
- Mrs. Paul Miller - Crafts Class Teacher




Maintenance Men

- Mr. Edwin Knox
- Mr. Brian Brisket
- Mr. Emmerson Martin
- Mr. Elvin Eberly
- Mr. Merle Nisly



Cooks

- Miss Margaret Good
- Miss Betty Miller



Laundry Ladies  
Miss Doris King  
Miss Mary Leatherman



Mr. Dale Shank - Maintenance Man  
Mrs. Dale Shank - Part-time Secretary



Mr. Karl Glick - Teacher  
Mrs. Karl Glick - First-Term Primary Teacher



Dorm Supervisors

Mr. Allen Roth                      Miss Ida Martin  
Mr. Howard Yoder                  Miss Emma Huber



Mr. Leon Yoder - Maintenance Man  
Mrs. Leon Yoder - Part-time Secretary



Mr. Jay Miller - Maintenance Supervisor  
Mrs. Jay Miller - Housewife