


NEW HORIZONS

VOLUME IX

1971



Poplar Hill Development School

Via Box 315, Red Lake, Ontario

Editor-Leon Yoder

Photographer-Emma Huber

Typist-Allen Roth

From Our Principal

Goals--Then and Now

Long, long ago, Cree and Ojibwa hunters had no rifles. Most often they could not get enough game to feed sled dogs, because their best weapons were only bows and arrows. Almost all of them faced hunger at times. An important goal for them was to get enough food. They stalked animals very quietly. He who got game, got it by courage and skill--not by chance.

A boy's main goal was to become a good hunter. So he listened wide-eyed to the stories of hunting feats told around the campfire. He was told that he must be alert, if he would outwit game, which usually has a much better sense of smell than humans do. He needed keen eyes to see game. He needed sharp ears to detect sounds of danger or approaching animals. He needed only a few numbers--certainly not mathematics. There weren't even stores, much less money to be spent. Everything was homemade. Hunting success was increased by three important inventions of his people--the birch bark canoe in summer and the toboggan and snowshoes in winter.

But that was long ago--you live now! The future will be just as bright as the past was, if you set goals as realistically as did the serious child of nature, of several centuries ago, eagerly learning by the campfire how to survive by hunting.


Here are worthy goals for today:

"Look up and be reverent. Look within and be self-controlled. Look to your neighbour and practice the golden rule. Look to the earth and pledge careful use of her gifts."

Time will prove you right.

Paul Miller

Paul L. Miller



Dedication

To the parents and guardians of our students, who entrust their children to us and stand behind us, we dedicate this '71 NEW HORIZONS.



Mr. and Mrs. Judas Angees
Mr. and Mrs. Geordie Anishinabie
Mr. and Mrs. Jack Barkman
Mr. and Mrs. Sam Bluecoat
Mr. and Mrs. Philip Brisket
Mr. and Mrs. Sam Cook
Mr. and Mrs. John Cook
Mr. and Mrs. Isaac Loon
Mr. and Mrs. Duncan Gray
Mr. and Mrs. William Keeper
Mr. and Mrs. Titus Keewaycabo
Miss Dinah Loon
Mr. and Mrs. John Mamakeesic
Mr. and Mrs. Leo Mamakeesic
Mr. and Mrs. Albert Mamakwa
Mr. and Mrs. Donald Mamakwa
Mr. and Mrs. Absolem Mamakwa
Mr. and Mrs. David McKay
Mr. and Mrs. Mike Meekis
Mr. and Mrs. Leo Meekis
Mr. and Mrs. Jacob Meekis
Mr. and Mrs. David Meekis
Mr. and Mrs. Daniel Mekanak
Mr. and Mrs. William Ombash
Mr. and Mrs. Isiah Quill
Mr. and Mrs. Delias Rae
Mr. and Mrs. Joseph Sainnawap
Mr. and Mrs. Simon Sakakeep
Mr. and Mrs. Charles Wesley
Mr. and Mrs. Levius Wesley
Mr. and Mrs. William Winter
Mr. and Mrs. James Winter
Mr. and Mrs. Samuel Winter

Contents

Our Students	4
Our Classes	
Academic	10
Shop	14
Home Ec	18
Little Boys' Shop, Crafts	21
Our Chorus	22
PH News, Junior Red Cross	23
Around the Place	24
Our Staff	30



Abigail Barkman
Sachigo Lake



Gordon Bluecoat
Fort Severn



Brian Brisket
Lac Seul

Our



Lorraine Cook
Osnaburg



Elizabeth Mamakeesic
Sandy Lake

Graduates



Royal Meekis
Deer Lake



James Mamakwa
Kingfisher Lake



Gordon Wesley
Slate Falls



Peter Meekis
Deer Lake



Mary Lou Winter
Kingfisher Lake


Grade 7



Sarah Jane Angees



Larry Cook



Mary Anishinabie



Geraldine McKay



Richard Keeper



Lydia Sakakeep



Maggie Brisket



George Quill



Nancy Wesley



Abigail Mamakwa



Elizabeth Cook



Isaac Sainnawap



Vernon Wesley



Jeannie Mamakwa

Intermediates



Dinah Barkman
Gr. 6



Andrew Mamakwa
Gr. 6



Ivan Cook
Gr. 6



Dennis Meekis
Gr. 6



John Mamakwa
Gr. 6



Hezekiah Sakakeep
Gr. 6



James Gray
Gr. 6



Elizabeth Mekanak
Gr. 6



Bartholomew Meekis
Gr. 6



Stephen Winter
Gr. 6



Charles Mamakeesic
Gr. 7



Madeline Rae
Gr. 6



Ruth Winter
Gr. 5



Irene Cook
Gr. 4



Georgina Cook
Gr. 5



James Wesley
Gr. 5



Eva Keewaycabo
Gr. 4



Hilda Miller
Gr. 5



Mary Ann Wesley
Gr. 5



Helen Cook
Gr. 5



Gordon Ombash
Gr. 5



Rhoda Schrock
Gr. 4

Primaries



Roger Cook
Gr. 3



Don Loon
Gr. 2



Ronnie Wesley
Gr. 2



Adam Keewaycabo
Gr. 1



Eldo Miller
Gr. 3



Margaret Miller
Gr. 2



Geraldine Cook
Gr. 1



Katrina Miller
Gr. 1



Scotty Ombash
Gr. 3



Marvin Miller
Gr. 2



Charlene Wesley
Gr. 1



Rex Wesley
Gr. 3



Alex Ombash
Gr. 2




Senior

Room

In Science Class, Mr. Miller has been teaching us astronomy. We study about stars, space and planets. I didn't know there were so many constellations. I only knew a few like the Big Dipper and Orion. I learned new ones like the Dragon, Leo, The Twins and the Little Dipper. Some nights I went outside to look for some of the new ones.

Studying astronomy is interesting.

Vernon




We learn 6 new words every day. Miss Zehr either gives us the meanings or we look them up ourselves. We have to know how to pronounce them too. Miss Zehr uses Word Cards when we have vocabulary drill. After we learn them well, we use them in a sentence and draw a picture to show we understand the meaning of the word.


Learning new words helps us to improve our reading and understanding of stories.

Abigail M.

In school before, I had studied whole numbers but now I study positive and negative numbers. These numbers are called integers. Often when adding and subtracting integers I use a number line to find the answer. To subtract an integer, we add its opposite. I have to keep my mind on what I'm doing or I'll make a mistake. It's lots of fun.

Peter





One unit I liked was about "The Fight for Responsible Government" in Nova Scotia, and in Upper and Lower Canada. There was a man named Joseph Howe who used his newspaper to speak against the ruling class, The Family Compact. He was accused of libel and went to court where he was found "Not Guilty."


I like learning what other people thought and did. We also learn about mistakes we don't want to make again.

James M.

We give speeches about different things in Speech Class. One time I gave a speech about a trip I took when I was still a wee boy.

It's good for a person to learn how to speak in front of a group of people. We learn to stand up straight and speak loud and clear. Sometimes we use gestures.

Brian



Our "fly-in" teacher, Mr. Schnupp, makes a point in our Ancient History class.

I learned many things in First Aid. I learned how to bandage a broken arm and how to make a reef knot. Some people make granny knots. A triangular bandage is used in many ways.

I also learned how to take care of different kinds of bites and how to give artificial respiration.


Richard



Intermediate Room

To learn language verbs we say them over about two times. We learn forms of the verbs for today, yesterday, yesterday with helpers, and tomorrow. We use language papers to study for our test and we do exercises in our language notebooks. We like it because it will help us to speak correct English.

Helen & Hilda



Every Monday we copy half of our spelling words for that week then Wednesday the other half. We copy them in our notebooks and divide them into syllables. On Thursday we have an oral drill then Friday we have a test. It's important to learn spelling.

Elizabeth & Georgina

In Social Studies we are studying about explorers. The first one we studied was Marco Polo. We also studied about Prince Henry, Bartholomew Diaz, and Vasco Da Gama. We read about them in our text books and write about them in our notebooks. We colour maps to show the routes of the explorers and write the names of countries and oceans.

Ivan & Andrew



It doesn't take very long to get a book and see what it's about. If it looks interesting I sign my name and give Mr. Roth the card. I like stories about Pioneers, Fairy Tales, and exciting adventures. When I'm finished with a book I get another one.

Mary Ann




Primary

Room



In Science we learn about nature. We studied about plants in the spring. We saw branches with buds and put some in water. When they opened we saw pussy willows and green leaves. Then we put bean seeds in water and dirt. They grew fast. The roots went through a Kleenex to get to the water.

Every day Miss Zehr comes to our room for music class. Ten Intermediates come too. We liked the new songs about the Carpenter and Doctor and Sliding. After we sing she reads a story. The best days are when she brings the record player. Then we hear stories about "The Magic Piano," "The Sleepy Forest," and "Leonard, the Lion."



Reading is fun with S.R.A.! We can read stories, answer questions and check them by ourselves. The first part sees how well we read. The second part helps us learn about words. We like to do our best so we can move to a higher colour. Our box has seven colours in all.



Shop

Class



We have to be careful when we're planing. We measure the thickness and set the planer so the board will be the right thickness when it comes out. We planed lots of boards for siding on our house. Planing is lots of fun.

Charlie


Mr. Dan told us to make two bookshelves--one for the girls' recreation room and one for the boys'. We cut boards to the right lengths and put them together. We put on two coats of shellac and one of varnish. When we finished we took them to the dorm. I enjoyed making bookshelves.

Dennis



First I got dry lumber and planed both sides. Then I cut the boards to the right length and glued and clamped them together. With a hand plane I took off the extra glue, then sanded it till it was very smooth. Then I glued and screwed the joints together. I made drawers the right size so they go in and out easily.


Gordie W.



The morning class in action.

Our table is 8' long and 4' wide. The top is of plywood and the legs of spruce. We put on one coat of shellac and two of varnish--then put it in the library.

Bartholomew and John



First I planed the boards on the jointer, then sized them down to $3\frac{1}{2}$ " with a table saw. I had to use plywood for the middle. When everything was cut I started putting it together. I snapped a chalkline on the plywood to keep the boards the same distance apart. Then I spread glue on the plywood and put the boards in place. After it was together, I put weight on the door to keep it from moving. I like making doors.

Gordon B.

First I had to sand the wall. Then I shellacked it. After the first coat of shellac I sanded the wall with a fine sand paper. This makes it very smooth. After another coat of shellac I varnished it. I brushed it carefully so it wouldn't run. The varnish gives gloss to the surface of the wood. It makes our house look nice inside.


Larry



We had to lay floor tile in our new house. I didn't know how but Mr. Dan showed us how to lay them. First we marked where to lay them and then spread glue on the floor, and put tile on that. When we were almost finished we had to cut some so they would fit.

Isaac





These cupboards look nice in our new project house.



We took a little time to cut ice.

First we took some notes. Then we made a letter holder before we started cutting the metal for our tool box. We filed the edges so we wouldn't cut our hands, then bent the metal. Then we solder the metal together.

Gordon O. & James G.



First we took notes about outboards. Then we took the recoil starter apart and put it back together. Next we took apart the magneto plate and named each part to our teacher. Then we went through the powerhead and lower unit, taking them apart and putting them back together. Sometimes I had a part left over and had to look where I missed something. I really enjoyed working on outboards.

Royal M.



When Mr. Dan says it's time to clean up I collect all the tools I've used. I hang up my hammer, saw, wood chisel and put away my pencil and nails. In Mechanics, Mr. Stauffer tells us to put away screwdrivers, wrenches, pliers, hammers and torches. If we just leave all our tools lying around they will get lost. So it's a good idea to put them all away carefully.

George





One day we cut up some beef.

In Home Ec. we learned how to make tea biscuits. This is the way we make them.

- 2 cups of flour 1 cup milk
- 3 tsps. baking powder
- 1 tsp. soda and ½ tsp. salt
- 3 tablespoons shortening

We mix them in one bowl and then roll them out, on the table using a rolling pin. We cut them with the biscuit cutter and put them on the ungreased baking sheet. They usually turn out light and fluffy, and the guests like to eat them.

Abigail B.



We have some chores to do at Home Ec. We carry water from the dorm in pails and set them on the stove to heat. We carry our wood for the kitchen stoves from the woodshed. We get pieces about a foot long and not too wide.

Madeline

Before the guests come we have to prepare our meal. When they arrive the hostess goes to the door and greets them. I tell them to be seated and then to pass the food. When we finish the waitress takes the dishes and the hostess dismisses the guests. I enjoy serving meals.

Sarah Jane





Before we cut a pattern we have to choose material. We lay the material on the table and put the pattern on top. We have to watch the signs, like notches and arrows that tell us not to cut, and the grain of the fabric. Then we pin our pattern to the material and cut it.

Dinah

One time I was sewing on pyjamas. I had to be careful not to let the thread show on the right side. And when I do the button holes, they have to be straight and the same length. At first I thought it was hard to make the pyjamas, but I don't think it is now.

Geraldine




In Home Ec. I iron with an iron which we set on the stove. When it gets hot I am ready to iron. I always iron small parts first because if I iron big parts it might get wrinkled again. I am careful so I won't burn whatever I'm ironing. After I'm finished I fold the article or hang it up neatly. I enjoy ironing.

Nancy

This was the first time I ever made a dress. I cut the collar, facing and sleeves and sewed them on the waist. Then I pleated the skirt and joined it to the waist. I put in a zipper, buttons and buttonholes, then the hem. After I cut threads and pressed the dress it was ready to wear. I enjoyed making a dress in Home Ec.

Mary





One thing we learned in Child Care was how to make a bed. First I get two clean sheets and take the dirty ones off. Then I take the clean one and lay it on top of the mattress folding it neatly at each corner and tuck in the sides. Then I put the other one on top and do the same thing. The dirty ones we put in the laundry.

Lydia

Miss Lebold showed us how to make a rug. First we cut strips of wool 3" long. We lay the wool length-wise on the rug, took a hook and pulled it through. We pulled it through the loop making a knot. We took turns working at it. It looks nice.

Jeannie & Maggie



In Home Ec. I learned how to wash clothes. I first sort them from dirty to dirtiest, then put tea towels and wash towels in cold water to soak. First I wash sheets and pillow cases. It's good to wash white things first, then darker colours. Then the clothes are rinsed and hung on the line to dry.

Elizabeth C.

I like to do house cleaning. We have two groups in our afternoon class. Each takes a turn cleaning in the kitchen. Our teacher helps us learn to keep things clean and tidy so we'll learn to be good housekeepers. We learned how to clean refrigerators, windows, cupboards, mirrors, the floor, stoves, tables and benches. I find the time going very fast when I'm busy cleaning. Someday I hope to be a good housekeeper.

Lorraine





Little Boys' Shop

We have been busy in our shop class. We made a coat rack for the Senior classroom, some stools, a table for Mr. Schnupp and put up a ceiling in our shop. Sometimes we clean snow from the rink or make ice cream for birthday suppers.

Stephen, Hezekiah, & James W.



Craft Class

The first half of the year Mrs. Beiler was our craft class teacher. We used to do bead work and after that we made aprons. After Mrs. Beiler left, Mrs. Jay became our teacher. Then we made some pillow cases. After that we made a quilt for Mrs. Beiler's baby. Then later we made a scrapbook for a children's home.

Eva, Ruth, Irene & Rhoda



Our Chorus



On Wednesday and Saturday afternoons we go to the assembly hall and have chorus practice. In our chorus we sing four major parts which are soprano, alto, tenor and bass. We sing hymns and school songs. Some of them we learn to sing by memory. It takes time to memorize but then we can keep our eyes on the director. Chorus is enjoyable and it's good for our voices.

Elizabeth Mamakeesic



Our Graduate Chorus...



leaving on their Educational Tour.





The editor assigns an article.

P. H. News



First term editors, Elizabeth and Mary Lou, work on layout with staff editor Miss Zehr.

Our bimonthly newspaper tells what's happened at Poplar Hill. We send it to parents, former students and former staff. The editor and her assistant work hard to make a good newspaper. They plan what articles they want and who should write them. Working on the newspaper helps improve our creative writing.

Mary Lou

Second term editors, Lorraine and Abigail, folding papers ready to mail.



Students read the completed "P.H.News."



Junior Red Cross



"I believe in service for others, for my country, my community and my school; in health of mind and body to fit me for greater service; and in better human relations throughout the world."

from J.R.C.Pledge



Around

the



Place



Health, h-e-a-l-t-h, race, r-a-c-e, sure I'm ready for that spelling test.



Here we come!




B-I-cycle, landing at Poplar Hill.



Dusty, I'd like you to meet a friend of mine, Donnerbenner.



And there are so many of them.




Yes, and then we had a math review and....

Sometimes it's nice to sit comfortably and read or look at pictures.

We enjoy our teabreaks.





I'll make it really full this time!



I think I'll go to the library after this is finished.



A splash, scrub, rinse, drip and dry, and the stack grows smaller.



Now, that will do till tomorrow.



Our last trip..., then to the rink.




Be back in five minutes.

Was that the homework I couldn't find?



Excuse me, did I dent your bumper?





Well, boys, it looks like we've got to either make a detour or throw this log off the highway.



Shoot!

I don't know what it is either.



Hmm..., yes, she does have a stomach ache.



Steady now, steady.



I think from now on I'll walk around the puddles.




Pat, pat, now I'll go in for dinner.

Maria makes music.

If I move here, and she moves there, then...





Do you think it's cold or something?



Would you believe.....Poplar Hill?



A little uphill trudge.



Push me.



I'll build the cabin, you build the dock.



Watch out, here they come!



Whiz, whiz!



Is it interesting?




Chicken Pox, Adam had 'em.
Here comes dinner, Adam.



Sput!





es, we painted them ourselves.



Strong Ski-Doo, eh?



Sniff, sniff, who's been sitting in my chair?



I'll make it really tight.



Sometimes I can just think better this way.




Gene Lamar, Curtis and Doris hold still a bit for the camera.




"I've got to watch that tricky knight," thinks Charlie.


Oh, I fear we have done a dreadful thing.

My dear husband, will you please take out the garbage?





"Christmas time has come again."




The most interesting corner in all the dining hall.



What friendly animals have we here?



And here's one for you, Ivan.



Scene from the Senior's play, "Christmas in the Cobbler's Shop."



I like it.

We puff and puff and...whew!



All ready to set up housekeeping on a doll scale.





Mr. Jos. Beiler
Firewood, Tractor
Operator



Mrs. Jos. Beiler
First Term Crafts



Miss Karen Brunk
Nurse, Health
Courses



Mr. Gary Butikofer
Intermediate
Teacher



Mr. Ken Diller
Power Line Trail



Miss Carolyn Good
Primary Teacher

Our



Mr. Harvey Hoch-
stetler
Mechanic



Miss Joyce Hoover
Home Ec. Teacher



Miss Emma Huber
Dorm Matron



Mr. Edwin Knox
Firewood



Miss Mary Leatherman
Laundry



Miss Frieda Lebold
Home Ec. Teacher



Miss Ida Martin
Cook



Miss Betty Miller
Laundry



Mr. Daniel Miller
Shop Teacher



Mr. Jay Miller
Maintenance Super-
visor, Chorus



Mrs. Jay Miller
Second Term Crafts



Mr. Paul Miller
Principal, Chorus,
Speech, Sr. Science



Mrs. Paul Miller
Baker, Chorus



Mr. Allen Roth
Secretary

Staff



Mr. Dale Shank
Maintenance



Mr. Bob Stauffer
Shop Teacher



Mr. James Stutzman
Little Boys
Supervisor



Mr. Leon Yoder
Big Boys Supervisor



Miss Ruth Yoder
Little Girls
Supervisor



Miss Elaine Zehr
Senior Teacher