


NEW HORIZONS

Volume VIII

1970



Poplar Hill Development School

Via Box 315, Red Lake, ONTARIO

Dedication

This book is dedicated to former Poplar Hill students who are making a meaningful contribution to their home communities.



Principal's Message

The step into the 70's has been an exciting one. You enter upon an uncharted future, with only a little of it showing ahead of your footsteps. You wonder what's there; but Time, the great keeper of secrets, only smiles and blocks your vision. Faith only is able to go beyond sight.

"Development" is an important word at Poplar Hill. Of course, when it's only a word, it's no good. Development is a way of life, which we have tried very hard to bring into practice at this bush school.

You have developed in book learning here. New words every day, practice sentences, modern number concepts with written problems were part of your development.

You have developed by learning new skills. Every day future homemakers did housekeeping. Every day future leaders built or repaired something, or made something useful with their hands. Every week leadership and speaking skills were practiced.

You made many friends. Students you wouldn't have met in any other way, you got acquainted with here. You made friends--friends to keep, to remember with pleasant thoughts as long as you live!

You are returning to a vast, but rich hinterland setting. The past has been known by paternalism, and hamstrung by apathy. But development of the North is important to Canada--and to the world. Do your part in this! Don't let the other fellow do it by himself!

To the graduates I give also this advice: Go far enough away from here for awhile to get a good look at things in another setting, then come back to the North and be a "developer". You owe it to your self, to God, and to your neighbours.

And Poplar Hill will be proud of you!


Paul L. Miller

Paul L. Miller, Principal

CONTENTS

	Page
DEVELOPING	
OUR KNOWLEDGE _____	9
In The Senior Room	
In The Intermediate Room	
In The Primary Room	
OUR PRACTICAL SKILLS _____	13
In Home Economics	
In Crafts	
In Shop	
In Woodworking	
OUR LEADERSHIP QUALITIES _____	22
OUR SINGING TALENTS _____	23
THE STAFF _____	26
CAMPUS LIFE _____	28

Editor, typist Margaret Good
Assistant editor. Jim Minor
Photographer Emma Huber



Graduates



Sarah Beardy
Bearskin Lake



Della Bighead
Cat Lake



Bella Cook
Cat Lake



Gladys Kakegamic
North Spirit Lake



Lilas Kakegamic
Sandy Lake



Richard Kakegamic
Sandy Lake



Frederick Lac Seul
Lac Seul



Martha Mamakeesic
Sandy Lake



Tamer McKay
Sachigo Lake



Ida Mekanak
Sachigo Lake



Sarah Mekanak
Sachigo Lake



Klamina Meekis
North Spirit Lake



Russell Morrison
Hudson



Josie Semple
Kasabonika Lake

Seventh Grade

Abigail Barkman
Sachigo Lake
Gordon Bluecoat
Fort Severn
Elizabeth Mamakeesic
Sandy Lake
James Mamakwa
Kingfisher Lake

Gordon Wesley
Slate Falls
Mary Lou Winter
Kingfisher Lake

Sixth Grade

Brian Brisket
Lac Seul
Larry Cook
Osnaburgh
Geraldine Meekis
North Spirit Lake
Edward Stoney
Fort Severn

Nancy Wesley
Slate Falls
Vernon Wesley
Slate Falls

Fifth Grade

Dinah Barkman
Sachigo Lake
Maggie Brisket
Lac Seul
Ivan Cook
Osnaburgh
Joy Nan Kakegamic
North Spirit Lake

Mark Keewagabow
Cat Lake
Lorraine Linklater
North Spirit Lake
Abigail Mamakwa
Kingfisher Lake
Jeannie Mamakwa
Kingfisher Lake



Josie Mekanak
Sachigo Lake
Jim Quill
Pikangikum

Fourth Grade



James Gray
Fort Severn
Hilda Miller
Poplar Hill
James Wesley
Osnaburgh
Mary Ann Wesley
Slate Falls



Third Grade

Georgina Cook
Cat Lake
Eva Keewagabow
Cat Lake
Rhoda Schrock
Poplar Hill

Second Grade



Irene Cook
Slate Falls
Roger Cook
Osnaburgh
Eldo Miller
Poplar Hill
Rex Wesley
Slate Falls

First Grade



Don Loon
Slate Falls
Eunice Mezzetay
Cat Lake
Paul Mezzetay
Cat Lake
Margaret Miller
Poplar Hill



Marvin Miller
Poplar Hill
Ronald Wesley
Slate Falls

DEVELOPING OUR KNOWLEDGE

In The Senior Room



Mathematics

Mathematics makes us think hard. We have to do a lot of figuring in order to get an answer. This year we learned to work in bases, to multiply fractional numbers, and to graph on a number line. We must do our work neatly and accurately so that we can solve the problem. It is important to know Math, especially when we are buying and selling.

Abigail B. & Mary Lou



Literature

Everyone enjoys reading a good story. For several weeks Miss Zehr was reading the novel "Two Against the North" to us. We always looked forward to the happenings in each chapter, and often wondered what we would have done if we were lost in the barrens like Awasin and Jamie were. Later we painted murals of the story. Some of the students are reading more library books now because they enjoyed the story so much.

Martha & Russell



Science Research

The best way to choose a topic for research is to take one you know something about, like birds, fish, or wood. Encyclopedias and some other books gave much information which we wrote in our own words. Research is fun, and it also increases our knowledge in other subjects like reading and vocabulary.

Richard



First Aid

First aid is immediate help given at the place of an accident. In class we learned how to bandage a casualty, to give mouth to mouth respiration, to control bleeding, and to transport an injured person. The most important rule to remember when giving first aid is "first things first". A person should work quickly because he might be able to preserve life until medical aid is obtained.

Frederick

Bulletin Boards

Every month we change the bulletin board. In March we made a map of Newfoundland, which became Canada's tenth province in March, 1949. We also wrote an article on Robert Frost's birthday, St. Patrick's Day, and about Alexander Graham Bell inventing the telephone.

Seeing these displays on the bulletin board helps us to remember special days and learn about important people.

Elizabeth & Gordon B.



Speaking Class

In speaking class we are told what to talk about and then we do research to get our speeches ready. We spoke about a person we admire, strange childhood impressions, and what we did this summer. Our experience in speaking class helps us to talk clearly and distinctly and with more confidence.

Klamina



Library

We have a library in our new school. It is separate from the classrooms. There is a section for fiction books and one for non-fiction. We also have a section for reference books, and two shelves for magazines. During our noon period and on Saturdays we can spend time in the library. We try to be quiet so others can read or study.

Sarah M. & Maggie

Vocabulary

We are learning new words from our Reading stories. Each day we take 6 new words from the story and write them with their meanings in our definition books. Then we memorize the words and their meanings. We have a contest among the 3 classes to see which class can memorize the most words in a month.

Nancy



Social Studies

In Social Studies we learn how man lives in the world around us. We studied about man before airplanes and cars were invented. Then we made different kinds of canoes, wagons, and ships, and railroads for projects. It's interesting to study about a long time ago.

Larry



In The Intermediate Room



Creative Writing

In Writing class we learn to write so people can understand us better. We learn how to use adverbs, adjectives, verbs, and nouns. We write a story about a picture and describe it using descriptive adjectives and verbs. We wrote a story about the first time we went skating, what we did in recreation, and about a rabbit and a dog. We also wrote a poem and then studied it.

Lorraine & Dinah

S.R.A.

S.R.A. helps us to understand better what we read and teaches us to read faster at the same time. In the laboratory there are cards and 2 page booklets. All the stories have colour codes to help us read on our own level. S.R.A. is fun and helpful.

Mary Ann





Reading

Many of us like to read books. We like to read stories about Sandy and Susan. We like the Dick, Jane, and Sally stories, too. We really like to read the Jim Forest books from the library.



Oral English

It is fun to follow instructions. We like to run to the door, go around the pole, and the desks. We planted seeds in one of our lessons. We liked the poem about "Poor Ned" who was sick in bed.

Spelling

We like to spell and write new words. We can spell "now", "come", "Jane", "saw". The first grade can spell very well.



In The Primary Room



Art

We all like to paint and draw pictures of animals, flowers, and houses. We like to make designs. Our class likes to draw and paint airplanes.

DEVELOPING OUR PRACTICAL SKILLS

In Home Economics



The pattern must be the right size. It's important to lay the pattern on the straight grain of fabric so the dress will hang right when it is finished. To make sure it is straight, we pull a thread from the fabric and cut on that line.

Abigail M.



To have a nice, neat-looking garment, it is necessary to sew straight. If we make a mistake, we need to open it and sew it again. When we finish sewing, we cut the extra threads. We take our pins and scissors to the sewing machine so we don't have to waste time going to get them somewhere else. It is fun to sew when we are careful to do it right.

Bella



After we have sewed part of a dress together, we put it on to see if it fits. If it is too big or too small, we need to decide how to change it. Then we work on it until it fits right.

Mary Lou & Elizabeth

When we press a dress it looks nice. As we sew we press the seams open so they will lay flat. Then when the garment is finished, we iron all of it.

Geraldine





Skirts and blouses--our first big sewing project.



We made some tikanoggans for extra projects. The Shop boys made the cradle boards and we girls made the blankets. We did a lot of embroidery work on the blankets.

Sarah M.



In Home Ec. we have learned how to sew and knit. We have to follow instructions. In order to make things fit well and look nice, we need to practice a lot.

We enjoy making new clothes for ourselves. By doing our own sewing we can save money.

Tamer



At the end of the school year we have a sale day. This is our chance to buy some extra projects that we made during the year, such as dresses, children's clothing, and tikanoggans. Each student has a chance to earn some money by working at the dormitory or at the staff homes.

Ida



Last Spring we planted some vegetables in the garden. Then in the Fall we picked beans and peas, and dug carrots, beets, and potatoes. We canned some of the beets and beans in Home Ec. We put the hot vegetables into clean jars and turned the lids tight to seal them. Then we stored them away to use when we prepare our meals.

Abigail B.



One day in class we got some moosemeat. We cleaned it and cut it up into roasts and steaks. Then we wrapped it up and froze it. Later we will use it when we make meals.

Martha



Before we begin making cookies, or cake, we set out all the ingredients. Then we measure the proper amounts of each and mix them well. Then we drop the dough by teaspoonfuls onto the greased cookie sheets and bake them. We have memorized two cookie recipes so we can make them at home without a recipe.

Jeannie & Maggie



We learned how to make a cake on top of the stove. We put jar lids in the frying pan. Then we greased a pie pan and put the cake batter into it. After that we set it in the frying pan and covered it with a lid. We tried to keep the pan on medium heat so the cake wouldn't burn. Also, we tried to keep the pan still so the cake wouldn't fall. We can make a cake like this at home.

Gladys

Planning and preparing meals in Home Ec. is really good experience. Nutrition is important in planning. We need to know which foods are rich in different nutrients.

When preparing the meal we need to work carefully and quickly to have the meal ready for the time we plan to serve. Sometimes we have guests. We try to have a conversation to make them feel comfortable and welcome. At home we can make the foods we learned to prepare in Home Ec.

Della



On Tuesday and Wednesday we have Home Nursing and Child Care. We learned how to care for a person who is sick. It is important to have everything very clean when caring for someone who is sick.

Caring for a baby is interesting, too. Each of us had turns bathing the campus baby. Before we touched the baby or prepared his bath, we washed our hands thoroughly. Anything like pins, rings, bracelets, or long fingernails, which could scratch the baby, must be removed.

Sarah B.



Knitting can become a hobby. We often knit in our spare time.





In Crafts

We learn many things in Crafts class. We learned how to embroider French knots, lazy daisies, and running and solid stitches. We also did beadwork and painting. Sometimes we baked cookies, too. It takes long to do some things, and others we can do quickly. Some day we can make our own dresses and things.

Joy Nan & Hilda



Helping in the dorm.

We wash and dry dishes...



...and care for our dolls.



...set tables

In Shop



First a big hole was dug with the caterpillar. Then we made a footing with cement and it had to be level. We laid stones for the wall using cement to fill in between the stones. When we finished the wall, it was about six feet high.

Gordon B.



Mixing sand, water, and cement for the stone wall.



Rafters have to be strong to hold the roof up and to hold the weight of the heavy snow in the winter. We used a pattern to cut the 2 x 6's. Then we nailed them to the ridge pole.

Josie M.



After the rafters were nailed on, we covered them with sheathing and then felt paper. Shingles are put on last to keep the roof from leaking. We started at the bottom of the roof and nailed them on following a line so they would be straight.

Richard





We put insulation in the walls to keep the house warm. It was hard work. The insulation was scratchy.

James G.

We put panelling above the cupboards in the kitchen. To make sure that the boards were straight, we used a level. It took a lot of cutting and fitting because the space was small.

Jim Q.



Panelling is put on to protect the inside of the wall and to make it look nice. We measured and cut the boards very carefully so they would fit right on the wall. After the panelling was on, we sanded the boards to make them smooth.

Edward & Brian



We made cupboards for the new house. We used spruce boards to make the frame and the inside of the drawers. The doors and drawer fronts are made of plywood. As long as we measure and cut exactly the work really isn't hard. After we sanded, shellaced, and varnished the cupboards, they really made the house look nice.

Josie S. & James M.





The tiles have to be fitted along the edges. Many of them have to be cut with the ten point saw. We worked on the ceiling tile for about a week.

Vernon



We put ceiling tile in the kitchen and sewing room. The tiles are inter-locking. We used a staple gun to fasten them to the furring strips. It was fun to put the tiling on and now it looks very nice.

Russell & Frederick



We spent several weeks in mechanics taking VE-4 engines apart. The four cycles of these engines are intake, compression, power and exhaust. We learned how the pistons, crankshaft, valves and bearings work together to make the engine work properly. Then we put the parts together again. If the engine didn't run, we tried to find out what was wrong and fix it.


Gordon W.



We took outboard motors apart to see what parts were inside. We looked at the pistons and crankshaft and learned what each part does. When we put it together, we had to be careful to check the rod clearance so it isn't too tight or too loose. When it was all together, it made a spark, so we knew it would run.

Larry





In Woodworking

There are only three of us in our shop, but we do a lot of work. We made a coat rack for the Intermediate classroom. It has 24 hooks, and a boot rack on the bottom. We also made a coffee table, window props, a mitten box and tikanoggan boards. We are making a piano bench, too.

James W., Mark, and Ivan



Sometimes we go to the shop and make airplanes or snow cruisers...

...or carry wood for the kitchen stove...



...or just do what we like.



DEVELOPING

OUR LEADERSHIP QUALITIES



E
X
E
C
U
T
I
V
E



Junior Red Cross

The purpose of the Jr. Red Cross organization is to give us an opportunity to experience leadership in carrying out duties as officers. It helps us grow in our understanding of other countries and people. The president is in charge of the meeting which is held once a month. He calls on the secretary to read the minutes, the treasurer to report on the funds, and the magazine convener to tell us about the Junior Magazine and take orders for subscriptions. Three students on the Programme Committee get a programme ready for each meeting. Sometimes we have a play, slides, or choral speaking. One time we had a box social. By participation in the Jr. Red Cross we learn to work together and become responsible citizens.

Josie S. & Brian

FIRST TERM

Lilas Kakegamic, editor
Ida Mekanak, asst. editor
Miss Zehr, staff editor



SECOND TERM

Klamina Meekis, editor
Tamer McKay, asst. editor
Mr. Miller, sponsor

Poplar Hill News

The Poplar Hill newspaper is printed once every 2 months to inform parents and former students of the activities at school. For each newspaper we have a meeting to discuss who will write an article and what each should write about. Then we ask them to write it. When they have finished writing, we read the articles and make corrections. One of the student boys does the art work for the cover. When the rough copy is typed, we work on a layout of the paper. Then the final copy is typed on a stencil. We proof-read it, duplicate 160 copies, and then get them ready for mailing. By working on the newspaper we improve our writing. We also find out that it takes a lot of work to put out a newspaper.

DEVELOPING OUR SINGING TALENTS



We enjoyed chorus practice every Wednesday and Saturday. Several things we learned were many new songs, how to open our mouths to sing, how to harmonize by singing parts, key signatures especially getting better acquainted with the bass clef. We gave 4 or 5 programs to the entire school after we had practiced enough. After that we'd start practicing new songs again. We often sang outside of chorus which was really enjoyable, too. Anyone can sing if they really want to and try to.

Della, Sarah B., James M.




In February the graduating class began practicing a lot of songs and some choral speaking. We had to watch our director and say the words distinctly. Then in April we went to different places in northern Ontario, Minnesota, and Manitoba where we gave programmes in schools and churches. We also visited some interesting educational places. We had a very nice time.

Ida & Bella



Christmas Chorus Program



SCHOOL LIFE

Mr. Paul L. Miller

Mrs. Martha Miller

1. School life is a time full of num - bers and words,
 2. To get some new skills will de - vel - op our best,
 3. The friends that we make while in school will en - dure,
 4. The North is the land of the moose and the bear,

We'll lis - ten and look so to learn.
 One's fin - gers must prac - tice a lot.
 They're ex - tra and spe - cial in - deed.
 De - vel - op - ing year af - ter year.

With eyes to the fu - ture for that's where we'll be--
 With Shop or Home Ec. or some chores once a day--
 We can - not for - get so much hap - pi - ness shared,
 Some chang - es are slow but they'll come as we give;

When time slips on past and it's our bread to earn.
 Pre - pares us to live and to work as we ought.
 Though far from each oth - er our path - ways may lead.
 The North is my home for as long as I live.

Read it in books, Stu - dy from books. We
 Work with our hands, Help with our hands. We
 Share with a friend, Play with a friend. We
 Live for the North, Build up the North. This

Read it in books Stu - dy we
 Work with our hands Help-ing we
 Share with a friend Play-ing we
 Live for the North Build-ing this

learn man - y things as we read them in books.
 learn how to live as we work with our hands.
 grow to our best as we share with a friend.
 land will pro - gress as we live for the North.

Read it in books, Stu - dy from books. We
 Work with our hands, Help with our hands. We
 Share with a friend, Play with a friend. We
 Live for the North, Build up the North. This

Read it in books Stu - dy we
 Work with our hands Help- ing we
 Share with a friend Play- ing we
 Live for the North Build-ing this

learn man - y things as we read them in books.
 learn how to live as we work with our hands.
 grow to our best as we share with a friend.
 land will pro - gress as we live for the North.

THE STAFF



Academic Teachers:
 Elaine Zehr, Senior
 Ruth Emswiler, Primary
 Paul Miller, Speaking, Sr. Science
 Jim Minor, Intermediate



Practical Teachers:
 Ephraim Martin, mechanics
 Frieda Lehold, sewing
 Anna Fern Miller, cooking
 John King, carpentry



Clair Schnupp, Guidance,
 History

Part-time Teachers:



Violet Showalter
 School Nurse, First Aid,
 Home Nursing & Child Care



Margaret Good
 Secretary
 Librarian



Dorm Supervisors:
 James Stutzman
 Leon Yoder
 Betsy Martin
 Emma Huber, Matron



Paul Miller family

Paul & Martha, Chorus
Maria, Hilda, Eldo, Margaret
& Katrina



Jay Miller family

Jay, carpentry
Verna, homemaker
Marvin, Doris, Curtis & Gene



Jos & Rachel Beiler
Firewood & logging
Crafts Class teacher





Laundry Girls:
Kanina Goodman
Gladys Schrock



Maintenance Men:
Robert Miller
Moses Beachy
Allen Roth

Cooks:
Ruth Yoder
Betty Miller





It's just as simple as that! Work can be fun if you just do it right!



Wonder who tightened that one?



Looking for something to do?

Perfect fit, Miss Lebold!

is wood is dry!



C
A
M
P
U
S

L
I
F
E

"We'll sing a little song as we go along. . ."



I'm really getting pretty good at it.

And I'm to be Little Red Riding Hood's mother!

Get ready...get set...GO!



Carrots! Carrots!



Pat-a-cake, pat-a-cake.





My hair is all wet, but I got the apple!



Those bears are sleeping AGAIN!



"And there were in the same country, shepherds..."



Hey, sis, that looks like fun!



HOLIDAY

ACTIVITIES



That's a tricky one!



"Behold..."



That puck has got to move!



Exactly what I wanted!




"...it was in the bleak December,"

Fellas, it was worth every swing of the stick!





That's easy, Miss Goodman.
Nine minus two equals seven.



It won't take but a minute, folks...and a little air.




"To have friends, one must
show himself friendly."



He's the latest addition
to our family. Rather
handsome, eh?



"Three orange pop, 2 chips,
4 packs of gum. . ."



I used to think I would be a
pilot. Then I decided on truck
driving. But now I know that
architecture is my field!



Did you say puzzling?




Another \$20?
I'll soon be
broke!

Easy, boys, easy!





Now, ladies, it's tea time.



Too cold for outdoor hockey.

I really didn't think you'd do it!




ely! Now don't move!



There! Try hitting that one!




Pretty high note, sopranos!



I wonder, sir, if there isn't an easier way to do it.



How about a duet, boys?



Sunday night after singing.



Read it again, Miss Martin.



Hi!

