


Conservation Report

Gray Scale / Photographs / Damage Evidence

GRAY SCALE (A)



PHOTOGRAPHS



Front



Back

DAMAGE EVIDENCE



Fig.1 – Material Loss – Front top left corner



Fig.2 – Material Loss – Front upper right corner



Fig.3 – Material Loss – Front upper right side



Fig.4 – Material Loss – Front right center edge



Fig.5 – Material Loss – Front lower center



Fig.6 – Previous Repair – Front bottom left corner and edge



Fig.7 – Hole – Front top right side edge



Fig.8 – Discolouration – Front top center



Fig.9 – Hole – Back top right corner



Fig.10 – Holes – Back lower right side



Fig. 11 – Holes – Back left center



Fig.12 – Holes – Back bottom left corner



Fig.13 – Hole – Back top left corner



Fig.14 – Holes – Back top left center



Fig.15 – Holes – Back top center

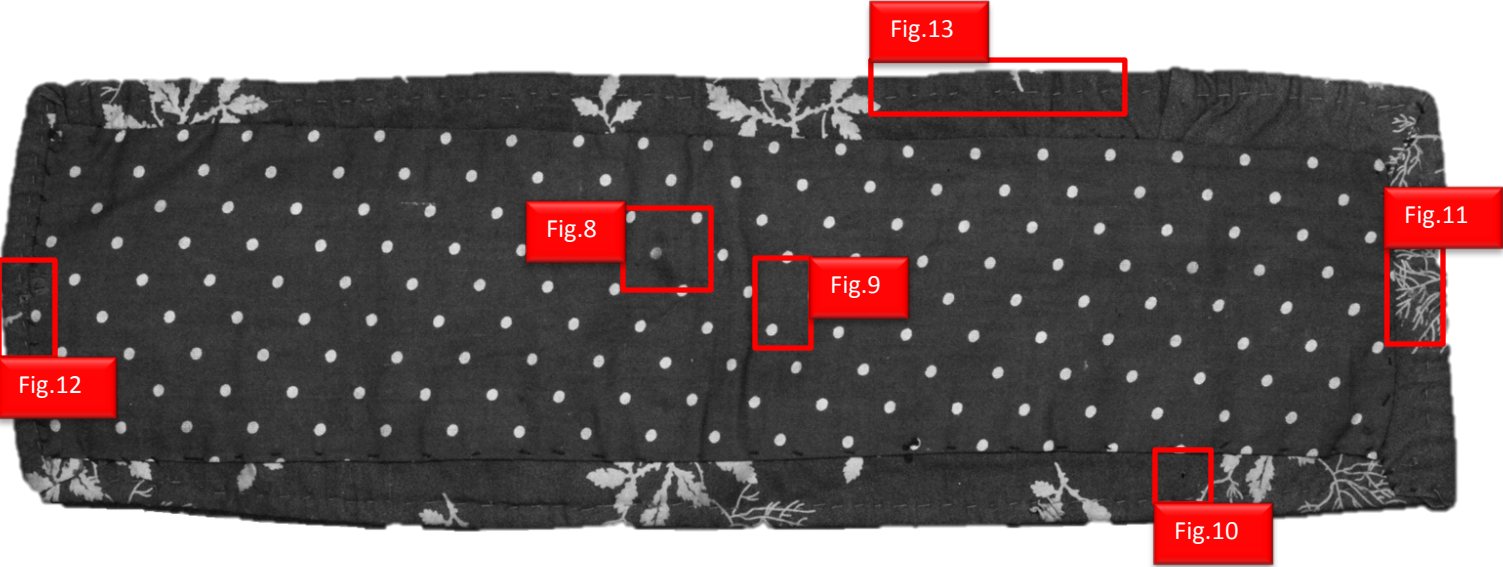
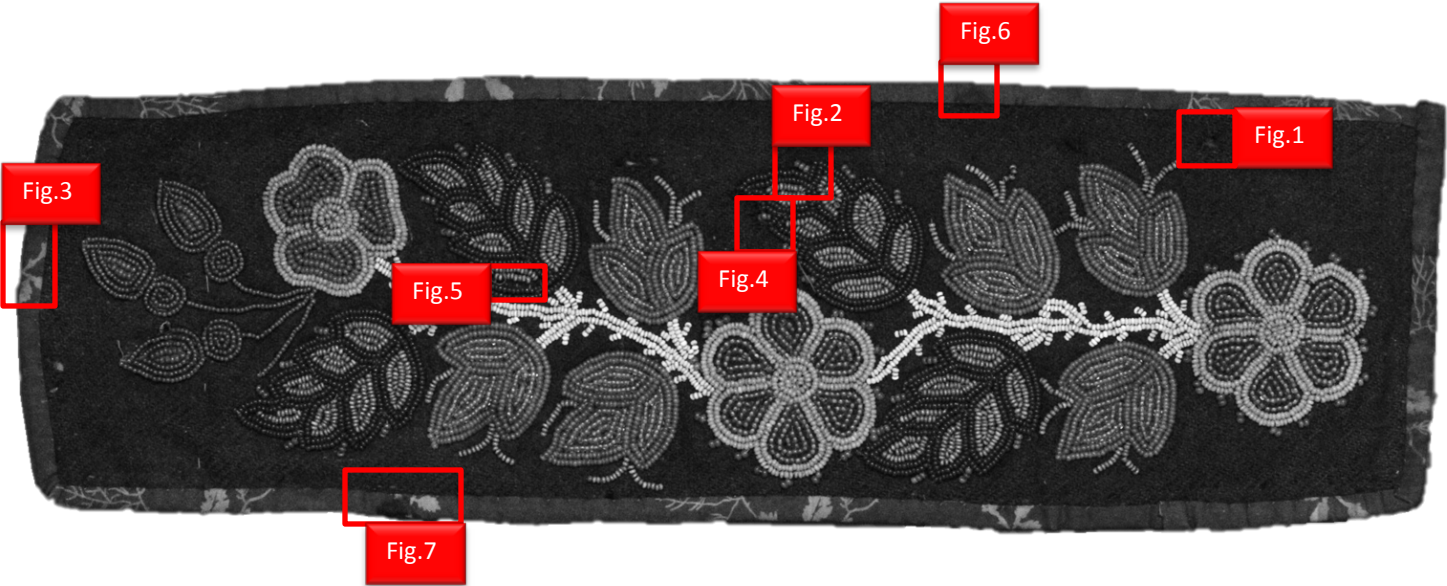


Fig.16 – Hole – Back top right center



Fig.17 – Discolouration – Back bottom left edge

GRAY SCALE (B)



PHOTOGRAPHS



Front



Back

DAMAGE EVIDENCE



Fig.1 – Material Loss – Front top right side



Fig.2 – Material Loss – Front top center



Fig.3 – Material Loss – Front left edge center



Fig.4 – Material Loss – Front top center



Fig.5 – Missing beads – Front left center



Fig.6 – Stain – Front top center edge



Fig.7 – Stain – Front bottom left center edge



Fig.8 – Stain – Back bottom center



Fig.9 – Residue – Back right center



Fig.10 – Hole – Back right center edge



Fig.11 – Hole – Back right center edge



Fig.12 – Hole – Back left center edge



Fig.13 – Discolouration – Back top right center edge